

**IPLEX NX Stereo scope unit  
IV9635X1N-MD, IV9635X1N-MDS**

**1 Intended use**

This instrument is intended for inspecting and observing the interior of machinery, equipment, materials, and other objects, without damaging the object being inspected. The instrument is intended to be used in combination with the IPLEX NX base unit (IV9000N). For detail specifications of this instrument, connection with the base unit, operations of the scope, precautions, repair request of this instrument, etc., refer to the IPLEX NX instruction manual.

IV9635X1N can be used with the software version 1.40A or later of IPLEX NX (IV9000N). If you are using the version earlier than 1.40A, download the latest software from the following URL and update the software in use.  
<https://www.olympus-ims.com/en/service-and-support/downloads/>

**2 Checking the package contents**

Stereo scope unit.....	1
Drum.....	1
Optical adapter case.....	1
Lens cleaning kit (cotton swab, brush).....	1
Model number identification sticker.....	1
(when using IV9635X1N-MD)	
• Forward-view stereo optical adapter.....	1
• O-ring.....	6
(when using IV9635X1N-MDS)	
• Forward-view stereo optical adapter.....	1
• Side-view stereo optical adapter.....	1
• O-ring.....	12
Stereo Measurement Reference Guide.....	1
Check tool.....	1
Check tool calibration certificate.....	1
Instructions (this document).....	1
Stereo optical adapter registration sheet.....	1

Check the stereo scope unit and the accessories. If you have any questions about the stereo scope unit or the accessories, do not use them and contact Evident.



**3 Storage Precautions**

- Store the scope at normal temperature and humidity. Make sure that it is kept in good condition. Avoid areas that are subject to direct sunlight or radioactive rays.
- Be sure to store the scope in the optional scope case or in the carrying case keeping the scope attached to IV9000N.

**4 Troubleshooting and repairs**

If you suspect even the slightest problem, please see "Troubleshooting" in the IPLEX NX series instruction manual. If you have any questions about any information in the instruction manual, please contact Evident.

**5 External application standard**

EMC Information	This product is a part of the system product which complies with the CE marking. Please refer to the instruction manual of your system product for the safety instructions related to the CE marking.
FCC Information	<p>This product conforms to the following.</p> <ul style="list-style-type: none"> <li>• NOTE: This product has been tested and found to comply with the limits for a Class A digital device, pursuant to Part 15 of the FCC Rules. These limits are designed to provide reasonable protection against harmful interference when the product is operated in a commercial environment. This product generates, uses, and can radiate radio frequency energy and, if not installed and used in accordance with the instruction manual, may cause harmful interference to radio communications. Operation of this product in a residential area is likely to cause harmful interference in which case the user will be required to correct the interference at his own expense.</li> <li>• FCC WARNING: Changes or modifications not expressly approved by the party responsible for compliance could void the user's authority to operate the product.</li> </ul> <div data-bbox="1473 560 2123 874" style="border: 1px solid black; padding: 5px;"> <p><b>FCC Supplier's Declaration of Conformity</b>                  Hereby declares that the product                  Product name: Industrial Endoscope                  Model Number: IV9635X1N-MD, IV9635X1N-MDS                  Conforms to the following specifications:                  FCC Part 15, Subpart B, Section 15.107 and Section 15.109                  Supplementary Information:                  This device complies with part 15 of the FCC Rules. Operation is subject to the following two conditions: (1) This device may not cause harmful interference, and (2) this device must accept any interference received, including interference that may cause undesired operation.                  Responsible Party Name: Evident Scientific, Inc.                  Address: 48 Woerd Ave Waltham, MA 02453, U.S.A.                  Phone Number: 781-419-3900</p> </div>
<p>WEEE Directive</p> 	<p>The following applies to the mark to the left.                  In accordance with European Directive on Waste Electrical and Electronic Equipment, this symbol indicates that the product must not be disposed of as unsorted municipal waste, but should be collected separately.                  Refer to your local Evident distributor for return and/or collection systems available in your country.</p>
<p>Chinese RoHS Directive</p> 	<p>This mark indicates the environmental protection use period applicable to electronic information products sold in China in accordance with the "Management Methods for Controlling Pollution by Electronic Information Products" of February 28, 2006 and the "Requirements Concerning Pollution Control Markings for Electronic Information Products."                  (Caution) During the environmental protection use period harmful substances will not be emitted when used under proper conditions. However, it does not guarantee functional performance of the product during the said period.</p>

**For Korea only**

이 기기는 업무용 환경에서 사용할 목적으로 적합성평가를 받은 기기로서 가정용 환경에서 사용하는 경우 전파간섭의 우려가 있습니다.

# 取扱説明書

## IPLEX NX ステレオスコープユニット IV9635X1N-MD、IV9635X1N-MDS

### 1 本製品の使用目的

本製品は、通常環境下で機械、設備、材料などを破壊せずに、内部を観察、検査することを目的としています。

本製品は、IPLEX NX ベースユニット (IV9000N) と組み合わせて使用してください。本製品の仕様、ベースユニットとの接続方法、スコープの使用方法、注意事項、本製品を修理依頼される場合などの詳細については、IPLEX NXの取扱説明書に従ってください。

IV9635X1Nは、IPLEX NX (IV9000N) のソフトウェアバージョン1.40A以上でご使用できます。1.40Aより前のバージョンをご使用の場合は、以下のURLより最新版のソフトウェアをダウンロードし、ご使用のソフトウェアをアップデートしてください。

<https://www.olympus-ims.com/ja/service-and-support/downloads/>

### 2 梱包品の確認

ステレオスコープユニット	1
ドラム	1
光学アダプターケース	1
レンズクリーニングキット(綿棒、刷毛)	1
型番識別シール	1
(IV9635X1N-MDの場合)	
・直視ステレオ光学アダプター	1
・Oリング	6
(IV9635X1N-MDSの場合)	
・直視ステレオ光学アダプター	1
・側視ステレオ光学アダプター	1
・Oリング	12
ステレオ計測リファレンスガイド	1
検具	1
検具校正証明書	1
取扱説明書(本書)	1
ステレオ光学アダプター登録シート	1

ステレオスコープユニットおよび付属品を確認してください。万が一ステレオスコープユニットおよび付属品に疑問点がある場合は、使用しないで直ちにお買い上げになった販売店、当社支店、または営業所にご連絡ください。



### 3 保管上の注意

- ・スコープは、常温、常湿の室内に正常な状態で保管し、直射日光あるいは放射線などの当たる場所は避けてください。スコープを破損するおそれがあります。
- ・スコープの保管は、必ず別売品のスコープケースか、IV9000Nに取り付けた状態でキャリングケース内に保管してください。

### 4 故障、修理について

少しでも異常を感じた場合には、IPLEX NXの取扱説明書の「異常が発生したら」の章を参照し、対処してください。それでも対処できない場合は、お買い上げになった販売店または当社支店、営業所にお問い合わせください。

## 5 外部適用規格

EMC情報	本製品は下記に従っています。 This product is a part of the system product which complies with the CE marking. Please refer to the instruction manual of your system product for the safety instructions related to the CE marking.
FCC情報	本製品は下記に従っています。 ・ NOTE: This product has been tested and found to comply with the limits for a Class A digital device, pursuant to Part 15 of the FCC Rules. These limits are designed to provide reasonable protection against harmful interference when the product is operated in a commercial environment. This product generates, uses, and can radiate radio frequency energy and, if not installed and used in accordance with the instruction manual, may cause harmful interference to radio communications. Operation of this product in a residential area is likely to cause harmful interference in which case the user will be required to correct the interference at his own expense. ・ FCC WARNING: Changes or modifications not expressly approved by the party responsible for compliance could void the user's authority to operate the product. <div style="border: 1px solid black; padding: 5px;"><b>FCC Supplier's Declaration of Conformity</b> Hereby declares that the product Product name: Industrial Endoscope Model Number: IV9635X1N-MD, IV9635X1N-MDS Conforms to the following specifications: FCC Part 15, Subpart B, Section 15.107 and Section 15.109 Supplementary Information: This device complies with part 15 of the FCC Rules. Operation is subject to the following two conditions: (1) This device may not cause harmful interference, and (2) this device must accept any interference received, including interference that may cause undesired operation. Responsible Party Name: Evident Scientific, Inc. Address: 48 Woerd Ave Waltham, MA 02453, U.S.A. Phone Number: 781-419-3900</div>
WEEE指令	左記のマークについては、下記のとおりです。 In accordance with European Directive on Waste Electrical and Electronic Equipment, this symbol indicates that the product must not be disposed of as unsorted municipal waste, but should be collected separately. Refer to your local Evident distributor for return and/or collection systems available in your country. 
中国RoHS指令	このマークは、2006/2/28 公布の「電子情報製品汚染防止管理弁法」並びに「電子情報製品汚染制御表示に対する要求」に基づき、中国で販売する電子情報製品に適用される環境使用期限です。 (注意) 環境使用期限は、適切な使用条件において有害物質などが漏洩しない期限であり、製品の機能性能を保証する期間ではありません。 

#### For Korea only

이 기기는 업무용 환경에서 사용할 목적으로 적합성평가를 받은 기기로서 가정용 환경에서 사용하는 경우 전파간섭의 우려가 있습니다.

株式会社エビデント

Evident Customer Information Center

お客様相談センター 受付時間 平日 9:00~17:00

☎ 0120-58-0414 ※フリーダイヤルが利用できない場合  
03-6901-4200

生物・工業用顕微鏡 E-mail: ot-cic-microscope@evidentscientific.com  
その他の製品 E-mail: ot-cic-inspro@evidentscientific.com

工業用内視鏡